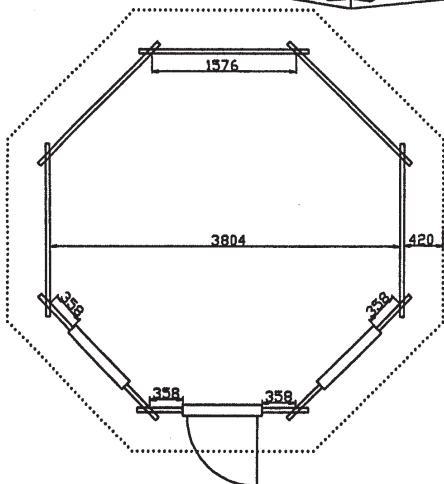





NG 4×3 (44 mm)

1F 床面積 12 m<sup>2</sup>  
 デッキ床面積 7.2 m<sup>2</sup>  
 総床面積 19.2 m<sup>2</sup>

壁の厚み 44mm



NG 3.8×3.8 (44 mm)

1F 床面積 12 m<sup>2</sup>

壁の厚み 44mm